



DESC.: **Prius PREMIUM PLUG-IN HYBRID**  
 VIN: **JTDACACU7S3041744**  
 YR/MDL: 2025/1239A  
 CLR: CUTTING EDGE/BLACK (01L0/22)  
 FINAL ASSEMBLY POINT: TOYOTA, AICHI, JAPAN

**STANDARD EQUIPMENT**

UNLESS REPLACED BY OPTIONAL EQUIPMENT

- MECHANICAL & PERFORMANCE**  
 - 2.0L DOHC 16V VVT-i 4-Cylinder Engine  
 - Plug-In Hybrid System w/ EV & HV Modes  
 - 220 Combined Net Horsepower
- SAFETY & CONVENIENCE**  
 - Toyota Safety Sense 3.0 w/Pre-Collision  
 - Safe Exit Alert  
 - Blind Spot Monitor w/Rear Cross-Traffic Alert  
 - Front Cross-Traffic Alert  
 - Lane Change Assist  
 - Traffic Jam Assist (req. DriveConnect subscription; 1 year trial included)  
 4G network dependent  
 - Front & Rear Parking Assist w/ Automatic Braking  
 - Smart Key System w/ Push Button Start  
 - Connected Services Capable. 4G network dependent. See Toyota.com for details.
- EXTERIOR**  
 - 19-inch alloy wheels  
 - Bi-LED Headlights, LED DRLs  
 - Rain-Sensing Wipers
- INTERIOR**  
 - 7-in. Digital Gauge Cluster  
 - 12.3-in. Toyota Audio Multimedia w/ Wireless Apple CarPlay & Android Auto Compatibility  
 - SiriusXM w/3-Month Trial  
 - JBL 8-speakers including amplifier  
 - Power Liftback  
 - Fixed Glass Roof  
 - SofTex-Trimmed Heated and Ventilated Front Seats  
 - 8-way Power Driver Seat w/Lumbar and Memory Settings  
 - Heated Steering Wheel  
 - Six USB-C ports  
 - Qi Wireless Smartphone Charger
- FOR FULL PRODUCT DETAILS:**  
 Please Visit Toyota.com/PriusPrime  
 \*\*\*Full Tank of Gas\*\*\*

**BASE MANUFACTURER'S SUGGESTED RETAIL PRICE \$40,070.00**

OPTIONAL EQUIPMENT	
FE	50 State Emissions
DV	Digital Rearview Mirror
LX	ADVANCED TECHNOLOGY PACKAGE - Panoramic View Monitor and Advanced Park
SD	Heated Rear Seats
2T	All Weather Floor Liners/Cargo Liner
D5	Door Edge Guards
EF	Rear Bumper Applique
MF	Mudguards
	200.00
	1,085.00
	350.00
	309.00
	160.00
	69.00
	155.00

**GOVERNMENT 5-STAR SAFETY RATINGS**

**Overall Vehicle Score ★★★★★**

Based on the combined ratings of frontal, side and rollover. Should ONLY be compared to other vehicles of similar size and weight.

**Frontal Crash Driver Passenger ★★★★★**

Based on the risk of injury in a frontal impact. Should ONLY be compared to other vehicles of similar size and weight.

**Side Crash Front seat Rear seat ★★★★★**

Based on the risk of injury in a side impact.

**Rollover ★★★★★**

Based on the risk of rollover in a single-vehicle crash.

Star ratings range from 1 to 5 stars (★★★★★) with 5 being the highest.

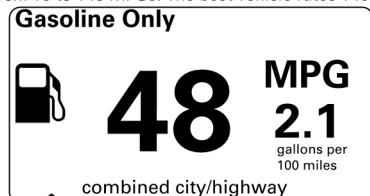
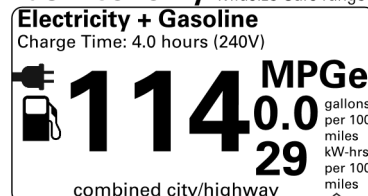
Source: National Highway Traffic Safety Administration (NHTSA)

www.safercar.gov or 1-888-327-4236

**EPA DOT Fuel Economy and Environment**

**Plug-In Hybrid Vehicle Electricity-Gasoline**

**Fuel Economy** Midsize Cars range from 15 to 140 MPGe. The best vehicle rates 140 MPGe.




**You save \$5,500**  
 in fuel costs over 5 years compared to the average new vehicle.



**Annual fuel cost \$800**

**Fuel Economy & Greenhouse Gas Rating (tailpipe only) Smog Rating (tailpipe only)**



This vehicle emits 60 grams CO<sub>2</sub> per mile. The best emits 0 grams per mile (tailpipe only). Producing and distributing fuel and electricity also create emissions; learn more at fueleconomy.gov.

Actual results will vary for many reasons, including driving conditions and how you drive and maintain your vehicle. The average new vehicle gets 28 MPG and costs \$9,500 to fuel over 5 years. Cost estimates are based on 15,000 miles per year at \$3.50 per gallon and \$0.16 per kW-hr. This is a dual fueled automobile. MPGe is miles per gasoline gallon equivalent. Vehicle emissions are a significant cause of climate change and smog.

**fueleconomy.gov**

Calculate personalized estimates and compare vehicles



**MANUFACTURER'S SUGGESTED RETAIL PRICE† \$42,398.00**

DELIVERY, PROCESSING AND HANDLING FEE 1,135.00

**TOTAL SUGGESTED RETAIL PRICE \$43,533.00**

†Manufacturer's suggested retail price excludes delivery processing and handling fees, license and title fees, applicable federal, state and local taxes, and dealer and distributor options and accessories.

Delivered by Truck to: 16052  
 MARSHALL DRY RIDGE TOYOTA  
 9 TAFT HIGHWAY  
 DRY RIDGE KY41035



TML1E1N1S0F0W0